

# kitoko

INTELLIGENT COLOUR SYSTEM



MORE THAN  
**90%**  
NATURALLY  
DERIVED

DEPOSIT ONLY COLOURING


GOTHIC SERIES

NO-LIFT ACTION

5 SHADES

# KITOKO® GOTHIC SERIES No Lift Action, Colour Deposit Only

KITOKO® Gothic Series incorporates 1 black and 4 grey deposit-only permanent shades. Advanced breakthrough formula with DATEM PLUS® Technology, Shea Butter and Argan Oil ensures beautiful, even results with incredible shine for healthier-looking hair.



The colours indicated in this shade guide are a representation only.

The grey shades are suitable for use on natural white or grey hair and on hair pre-lightened to very light blonde. They may also be mixed with KITOKO® Naturals (.0) to create cool, natural colours.

Gothic Black 1.117 may be used on any hair colour.

**!** Important: The grey shades are not recommended for use on yellow bases.

## MIXING Gothic Series

Mix KITOKO® Gothic Series in a non-metallic bowl or applicator with ASP® Crème Developer to the ratio of 1 part colour to 1.5 (1½) parts developer. EXAMPLE 100g/3.52oz of KITOKO® Gothic Shade + 150g/5.29oz of ASP® Crème Developer.

KITOKO® Gothic Series should be used with ASP® Crème Developer 3% (10vol). ASP® Converter may also be used

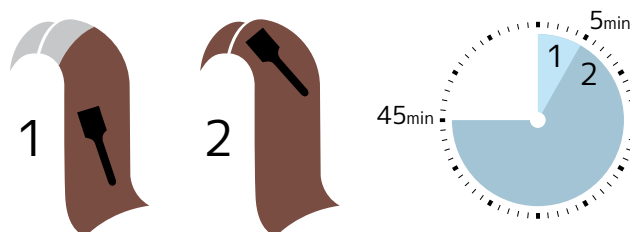


KITOKO® Crème	Crème Developer 3%	Total Mix Quantities
10g / 0.35oz +	15g / 0.53oz	25g / 0.88oz
20g / 0.71oz +	30g / 1.06oz	50g / 1.76oz
30g / 1.06oz +	45g / 1.59oz	75g / 2.65oz
40g / 1.41oz +	60g / 2.12oz	100g / 3.52oz
50g / 1.76oz +	75g / 2.65oz	125g / 4.41oz
60g / 2.12oz +	90g / 3.17oz	150g / 5.29oz

## APPLICATION & DEVELOPMENT

### Virgin Hair: First Time Application when Colouring on Same Depth & Darkening

#### Without Heat



1 Apply to mid-lengths and ends avoiding the root area and process for 5 minutes.

2 Apply to the root area and process for a further 40 minutes.

Do not cover during processing.

Total processing time: 45 minutes

#### With Gentle Heat (40 - 42°C / 104 - 108°F)



1 Apply to mid-lengths and ends avoiding the root area and process for 5 minutes.

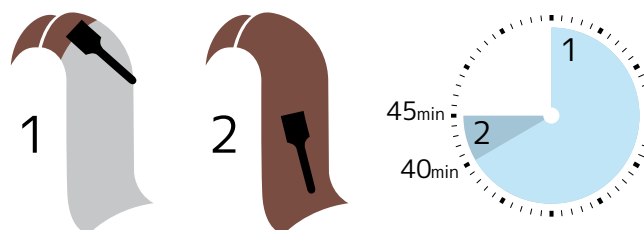
2 Apply to the root area and process for a further 20 minutes.

Do not cover during processing.

Total processing time: 25 minutes

### Regrowth: Re-Touch Application & Development

#### Without Heat



Mix enough product to allow application to whole head of hair. Do not mix fresh colour for the application to mid-lengths and ends.

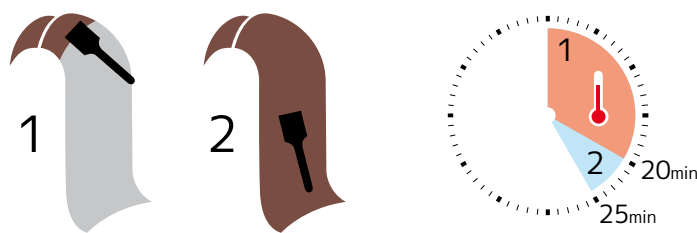
1 Apply to the regrowth only. Process for 40 minutes.

2 Using the same mix, apply to the mid-lengths and ends and process for a further 5 minutes. This timing is flexible according to the amount of fade. A reduced or extended development time may be required.

Do not cover during processing.

Total processing time: 45 minutes

With Gentle Heat (40 - 42°C / 104 - 108°F)



Mix enough product to allow application to whole head of hair. Do not mix fresh colour for the application to mid-lengths and ends.

1 Apply to the regrowth only. Process for 20 minutes.

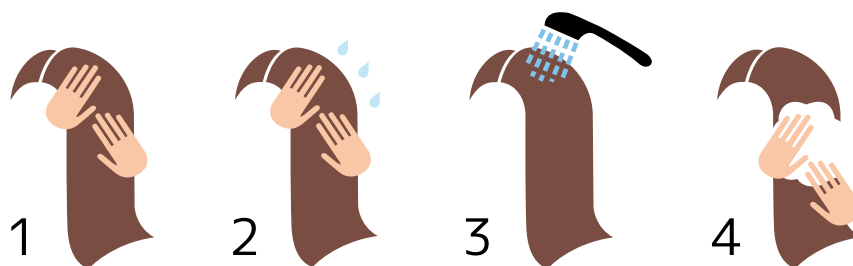
2 Using the same mix, apply to the mid-lengths and ends and process for a further 5 minutes WITHOUT HEAT.

Do not cover during processing.

Total processing time: 25 minutes

**!** Important: it is not unusual for KITOKO® Gothic grey shades (4.117, 6.117, 9.117, 10.117) to change colour during the development process. This is normal for these shades. For best results, process for the full development time.

## REMOVING THE COLOUR Gothic Series



1 At the end of the processing time, without adding water, emulsify the colour around the hairline to remove any stains.

2 Add a small amount of water and continue to emulsify the remaining colour.

3 Rinse until the water runs clear.

4 Cleanse and condition with KITOKO® Colour Care Shampoo and Conditioner.

## GOTHIC SERIES - HINTS & TIPS

To achieve 'salt and pepper' low lights, use 4.117 and/or 6.117 on natural white hair. Traditionally the method of achieving this result was by mixing natural shades with added ash tones. This often resulted in the colour result being too warm after several weeks in the hair. KITOKO® Gothic Series offers the ideal solution.

ASP® Converter is ideal for use with the KITOKO® Gothic Series but may result in a slightly less strong colour result.

Mix: 1 part KITOKO® Gothic shade to 2 parts ASP® Converter.

The KITOKO® Gothic Series is also intermixable with KITOKO® Natural Shades (.0) to create very cold, "flatter" natural colours. These are often an ideal choice for male clients.